



PORCELAIN PAVING




ORCO BLOCK & HARDSCAPE

THE COMPLETE COLLECTION

PORCELAIN

1946



The beginning... young Pete Muth at the hand-operation.

Family History

Now in our 78th year, our family business continues to grow . . . and we couldn't have done it without you, our customers. Thank you for the opportunities you have provided us. Together, we have come a long way. Today, we have plants located throughout Southern California – providing highest quality products and outstanding service. Our team is committed to always remembering that the “Customer is King.”

We are listening to you and continually bringing to market new and exciting products that set us apart. ORCO's evolving outdoor 2 cm thick porcelain paving now includes more 24x24s, multi-piece project packs, as well as larger designer products straight from Italy. Our porcelain is manufactured by 2 of the most influential manufacturers in the world – Atlas Concorde and Del Conca. And our pedestals – for use in commercial decks and rooftops – come from another recognized leader . . . Bison. Whether for residential or commercial applications, we are confident we have the right product for your consideration.

I encourage you to explore ORCO's Porcelain Paving and see the difference.

Cordially,

Rick Muth

CHAIRMAN



Contents

| | |
|-------------------------------|-----------|
| 24x24 | 05 |
| 24x36 BOUTIQUE | 11 |
| LAVAREDO PROJECT PACK | 12 |
| PLANKS | 13 |
| 32x32 CLIMB | 17 |
| 24x36 QUARTZ | 19 |
| BISON PEDESTAL SYSTEMS | 20 |
| SPEC INFORMATION | 21 |



WHY PORCELAIN



- + IMPERVIOUS SURFACE – SUPERIOR STAIN AND SCRATCH RESISTANCE
- + FADE RESISTANT
- + NO MOLD OR MOSS
- + FAST INSTALLATION ON SAND, CONCRETE, AND RAISED PEDESTALS
- + EASY TO CLEAN
- + THROUGH BODY PORCELAIN – CAPABLE OF WITHSTANDING HEAVY LOADS





24x24

THICKNESS - 2 CM | MODERATE VARIATION | SUBTLE GLACIAL VEINING
ACTUAL SIZE - 23.62 x 23.62 IN | RECTIFIED EDGE
+ PATIOS + PATHWAYS + ROOF DECKS + COURTYARDS + POOL DECKS

24x24

Approx Size (in)



BOOST WHITE

24x24





TRUST GOLD

| | | | | | | |
|---|---|---|--|---|---|---|
| |  |  |  |  |  | |
| |  |  |  |  |  | |
| | AXI WHITE | BIANCO HLA210 | BRAVE GYPSUM | BOOST WHITE | BEGE HSU201 | |
|  |  |  |  |  |  |  |
|  |  |  |  |  |  |  |
| BOOST STONE WHITE (SPECIAL ORDER) | BLOCK BIANCO | LUSERNA HLA201 | BOOST PRO CREAM | BOOST PRO CLAY (SPECIAL ORDER) | TRUST GOLD | AXI BROWN |
|  |  |  |  |  |  |  |
|  |  |  |  |  |  |  |
| FRASSINO HDV205 | CENERE HTE205 (NON-RECTIFIED) | BRAVE PEARL* | MARK CHROME* | GRAY LIMESTONE HLA205 | BRAVE GRAY | BOOST GREY |
|  |  |  |  |  |  |  |
|  |  |  |  |  |  |  |
| BOOST STONE GREY (SPECIAL ORDER) | SEASTONE GRAY | BLUESTONE* | AXI GRAY | BOOST STONE SMOKE (SPECIAL ORDER) | TRUST SILVER | BOOST STONE TARMAC (SPECIAL ORDER) |

* Also available in 24x48.

For best results, ORCO strongly recommends following procedures specified in ORCO'S PORCELAIN INSTALLATION GUIDE. All specifications are approximate. Verify color & texture with actual samples.

24x24



BRAVE GYPSUM



BLOCK BIANCO & TRUST SILVER



BLOCK BIANCO

24x36 BOUTIQUE

THICKNESS - 2 CM | MODERATE VARIATION | MINERAL VEINING
ACTUAL SIZE - 23.62 x 35.43 IN | NON-RECTIFIED EDGE
+ PATIOS + PATHWAYS + ROOF DECKS + COURTYARDS + POOL DECKS



Approx. Size (in)

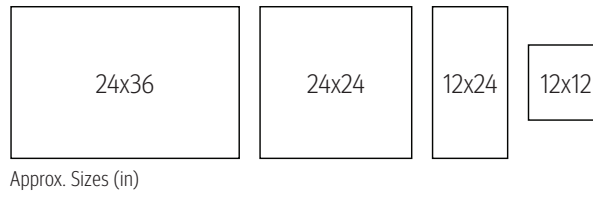
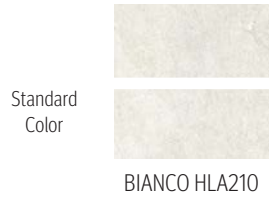
Standard
Color



ERICA HBO205



THICKNESS - 2 CM | SUBTLE VARIATION | MINERAL INCLUSIONS
ACTUAL SIZES - 23.62 x 35.43 IN, 23.62 x 23.62 IN, 11.81 x 23.62 IN, 11.81 x 11.81 IN | RECTIFIED EDGE
SOLD AS A 4-PIECE SET | + PATIOS + PATHWAYS + ROOF DECKS + COURTYARDS + POOL DECKS



LAVAREDO PROJECT PACK

ALL 4 SIZES TOGETHER



For best results, ORCO strongly recommends following procedures specified in ORCO'S PORCELAIN INSTALLATION GUIDE. All specifications are approximate. Verify color & texture with actual samples.

PLANKS

THICKNESS - 2 CM | NATURALLY INSPIRED VARIATION | WOOD GRAIN TEXTURE
ACTUAL SIZES - 23.62 X 47.24 IN, 15.75 X 47.24 IN, 11.81 X 47.24 IN | RECTIFIED EDGE
+ PATIOS + PATHWAYS + ROOF DECKS + COURTYARDS + POOL DECKS

24x48

16x48

12x48

Approx. Size (in)



ROVERE VENICE

Standard
Colors



CEMBRO
HNB205
(16x48)



PINO BLANCO
HNB210
(16x48)



ROVERE VENICE
(12x48)




EXENCE ALMOND
(12x48)



ARGENTO HMN205
(16x48)



NOCE HMN209
(16x48)



NEUTRO HDL205
(16x48)



BRIGHT OAK
(12x48)
(SPECIAL ORDER)



BRIGHT OAK DECK
(24x48)
(SPECIAL ORDER)



ICON OAK
(12x48)
(SPECIAL ORDER)



ICON OAK DECK
(24x48)
(SPECIAL ORDER)



BRIGHT OAK DECK (SPECIAL ORDER)

For best results, ORCO strongly recommends following procedures specified in ORCO'S PORCELAIN INSTALLATION GUIDE. All specifications are approximate. Verify color & texture with actual samples.

PLANKS



ICON OAK & ICON OAK DECK (SPECIAL ORDER)





EXENCE ALMOND

32x32

CLIMB

32x32

Approx. Size (in)

THICKNESS - 2 CM | MODERATE VARIATION | NATURAL STONE VEINING
ACTUAL SIZE - 31.50 x 31.50 IN | NON-RECTIFIED EDGE
+ PATIOS + PATHWAYS + ROOF DECKS + COURTYARDS + POOL DECKS

Standard
Color



ALTA HCL205





For best results, ORCO strongly recommends following procedures specified in ORCO'S PORCELAIN INSTALLATION GUIDE. All specifications are approximate. Verify color & texture with actual samples.

24x36 QUARTZ

THICKNESS - 2 CM | MODERATE VARIATION | ANGULAR RIFT LINES CREATE MOVEMENT
ACTUAL SIZE - 23.62 x 35.43 IN | NON-RECTIFIED EDGE
+ PATIOS + PATHWAYS + ROOF DECKS + COURTYARDS + POOL DECKS



Approx. Size (in)

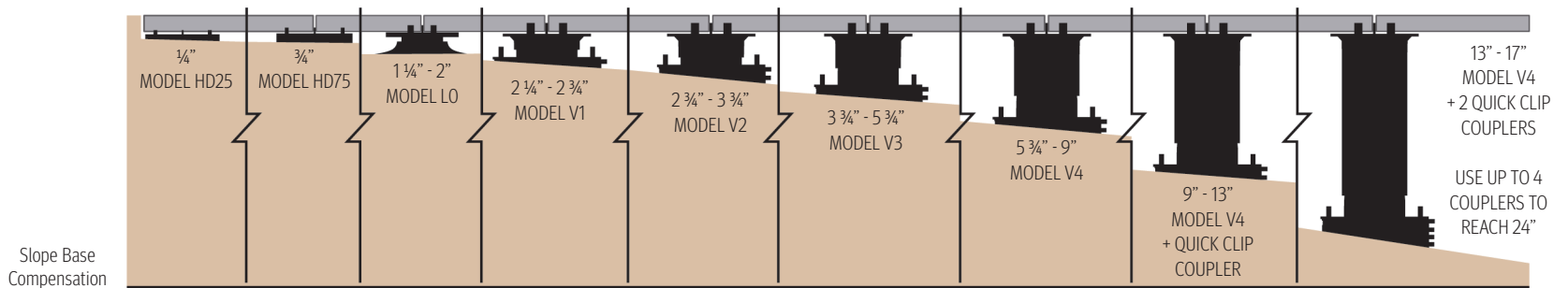


Standard
Color



MICA HQZ205



BISON PEDESTAL SYSTEMS



1/4" TO 24" HEIGHT | 1,250 LB (FoS:3) WEIGHT BEARING CAPACITY | BUILT-IN BASE LEVELERS
+ PATIOS + PATHWAYS + ROOF DECKS + COURTYARDS + POOL DECKS

Porcelain on pedestals require safety backing.

To ensure proper pedestal installation, always follow procedures detailed in Bison Pedestal Systems' Installation Guide.

SOLAR REFLECTIVE INDEX

| COLOR | SRI VALUE | SOLAR REFLECTANCE |
|--------------------|-----------|-------------------|
| BOOST STONE TARMAK | 19 | 20.0% |
| AXI GREY | 29 | 28.0% |
| BOOST STONE SMOKE | 29 | 28.0% |
| AXI BROWN | 30 | 29.0% |
| NOCE HMN209 | 33.3 | 29.9% |
| SEASTONE GRAY | 34 | 32.0% |
| BLUESTONE | 34 | 32.0% |
| ROVERE VENICE | 35 | 33.0% |
| BRAVE GREY | 36 | 34.0% |
| BOOST STONE GREY | 38 | 35.0% |
| BOOST GREY | 40 | 37.0% |
| NEUTRO HDL205 | 41 | 37.0% |

| COLOR | SRI VALUE | SOLAR REFLECTANCE |
|-----------------------|-----------|-------------------|
| TRUST SILVER | 41 | 38.0% |
| ERICA HBO205 | 43 | 38.4% |
| BOOST PRO CLAY | 43 | 39.0% |
| BRAVE PEARL | 43 | 39.0% |
| ALTA HCL205 | 44 | 39.6% |
| FRASSINO HDV205 | 46 | 40.0% |
| MICA HQZ205 | 47 | 41.9% |
| TRUST GOLD | 50 | 44.0% |
| ARGENTO HMN205 | 50.1 | 42.6% |
| LUSERNA HLA201 | 51 | 44.8% |
| MARK CHROME | 51 | 45.0% |
| GRAY LIMESTONE HLA205 | 51 | 46.0% |

| COLOR | SRI VALUE | SOLAR REFLECTANCE |
|--------------------|-----------|-------------------|
| SOUL BEGE HSU201 | 57 | 48.7% |
| BOOST PRO CREAM | 58 | 50.0% |
| EXENCE ALMOND | 59 | 50.0% |
| CEMBRO HNB205 | 61 | 54.0% |
| AXI WHITE | 63 | 53.0% |
| BLOCK BIANCO | 65 | 55.0% |
| BRAVE GYPSUM | 65 | 55.0% |
| BOOST STONE WHITE | 65 | 55.0% |
| CENERE HTE205 | 66 | 57.0% |
| PINO BLANCO HNB210 | 69 | 59.0% |
| BIANCO HLA210 | 73 | 61.4% |
| BOOST WHITE | 74 | 61.0% |

TESTING

| MANUFACTURING SPECIFICATION | CHEMICAL RESISTANCE ASTM C650 / 1378 | FROST RESISTANCE ISO 10545.12 | WATER ABSORPTION ASTM 373 | SLIP RESISTANCE WET (DCOF) ANSI A326.3 |
|-----------------------------|---|----------------------------------|------------------------------|--|
| ANSI A137.1 | Grade A / Grade A | Resistant | Impervious | ≥ 0.55 |

Special Order

The products highlighted in this inspiration brochure cover just a small portion of Atlas Concorde and Del Conca porcelain product lines. On a special order basis, ORCO has many other size, color, texture, and finish options available on request.

Porcelain Standards

ORCO porcelain paving products are manufactured by Atlas Concorde and Del Conca to satisfy requirements of ANSI A137.1 *American National Standard Specifications for Ceramic Tile*. Installation methods are based on recommendations from Tile Council of North America (TCNA) and ANSI A108.1 *Installation of Ceramic Tile – Wet Set or Dry Set Methods*.

Photography Credits

Front Cover, Back Cover, p.2-10, p.13-16, p.22 © Atlas Concorde USA, Inc.
p.10-12, p.17, p.22 (top-left) © Del Conca USA, Inc.

For best results, ORCO strongly recommends following procedures specified in ORCO'S PORCELAIN INSTALLATION GUIDE.

ORCO PORCELAIN PAVING





ORCO HARDSCAPES
4545 RUTILE STREET
RIVERSIDE • CALIFORNIA
92509

OFFICE: 951.685.8498 • EMAIL: INFO@ORCO.COM

ORANGE / LOS ANGELES

11100 BEACH BOULEVARD
STANTON • CA 90680
OFFICE: 714.527.2239

INLAND EMPIRE

4510 RUTILE STREET
RIVERSIDE • CA 92509
OFFICE: 951.685.1521

COACHELLA / IMPERIAL

35-240 DILLON ROAD
INDIO • CA 92201
OFFICE: 760.347.4000

SAN DIEGO

3501 OCEANSIDE BLVD
OCEANSIDE • CA 92056
OFFICE: 760.757.1780

ORCO.COM

CONCRETE MASONRY UNITS - OBP BLENDED PRODUCTS
PAVINGSTONES - MORTARLESS WALLS - NATURAL STONE



10/24

⚠ WARNING: This product when cut or ground can expose you to Silica, crystalline (airborne particles of respirable size) which is known to the State of California to cause cancer. For more information go to www.P65Warnings.ca.gov.

