



**BLOCK &
HARDSCAPE**
Family Owned Since 1946



C O M M E R C I A L H A R D S C A P E S

1946



FAMILY HISTORY

On behalf of my family, I want to thank you for allowing ORCO to participate in your projects and taking time to explore our rapidly expanding commercial hardscape product line. It's been nearly 75 years since we started as a small masonry block manufacturer – one of over 250 block companies in California. Now, thanks to our customers, we are one of the largest in the state.

Commercial hardscape products is a natural extension. We are building on the success of our residential hardscape program, investing in new and unique shapes, sizes, finishes, as well as adding complementary products – like pedestal roof systems, natural stone, porcelain, variegated block, protective furniture – that help provide commercial clients with appealing solutions.

This brochure shows these products in a very visual format. Then in the back, we provide a specification section for your convenience. To learn more, we can provide cut sheets and individual product brochures for many of these products.

We are always interested in hearing your feedback. Thanks again, for taking time to learn about our commercial hardscape product line.

Cordially,

Rick Muth
PRESIDENT



The beginning... young Pete Muth at the hand-operation.





CONTENTS

03

COMMERCIAL PAVERS & SLABS
(colors, page 61)

69

PEDESTAL ROOF SYSTEMS
(concrete slabs, natural stone, porcelain & wood)

71

ORCO NATURAL STONE
(colors, page 79)

81

PORCELAIN

89

MORTARLESS WALLS (SRW)

95

VARIEGATED BLOCK

97

ORCO BLENDED PRODUCTS

99

OUTDOOR FIREPLACE KITS

101

PROTECTIVE FURNITURE

103

SPECIFICATIONS

VERSATILE WITH OUTSTANDING DURABILITY

MANUFACTURED CONCRETE PAVERS AND SLABS





**COMMERCIAL
PAVERS & SLABS**



3 X 9



80 MM | 2.95" X 8.85" | EDGE - MICRO CHAMFER | FINISHES - STANDARD, SHOT BLAST (SB), BURNISH, BURNISH/SB





For solid and blended color options, see pages 61 – 66. Always verify color / texture with actual samples.

4 X 4




60/80 MM | 3.94" X 3.94" | EDGE - BEVEL, AGED, NO CHAMFER | FINISHES - STANDARD, SLATE, SHOT BLAST (SB), BURNISH, BURNISH/SB





For solid and blended color options, see pages 61 – 66. Always verify color / texture with actual samples.

4 x 8



60/80 MM | 3.94" X 7.87" | EDGE - BEVEL, MICRO CHAMFER, AGED, NO CHAMFER | FINISHES - STANDARD, SLATE, SHOT BLAST (SB), BURNISH, BURNISH/SB






TUSK • GRAY • CHARCOAL • COFFEE

TUSCANY | BURNISH

For solid and blended color options, see pages 61 – 66. Always verify color / texture with actual samples.

4 X 12



60 MM | 3.94" X 11.81" | EDGE - BEVEL | FINISHES - STANDARD, SHOT BLAST (SB), BURNISH, BURNISH/SB





TUSK | BURNISH



TUSK | BURNISH

For solid and blended color options, see pages 61 – 66. Always verify color / texture with actual samples.

4 x 16



80 MM | 3.94" X 15.75" | EDGE - BEVEL, NO CHAMFER | FINISHES - STANDARD, SHOT BLAST (SB), BURNISH, BURNISH/SB





DEL REY (CUSTOM) | NO CHAMFER


For solid and blended color options, see pages 61 – 66. Always verify color / texture with actual samples.

4 X 24




80 MM | 3.94" X 23.62" | EDGE - MICRO CHAMFER | FINISHES - STANDARD, SHOT BLAST (SB), BURNISH, BURNISH/SB





For solid and blended color options, see pages 61 – 66. Always verify color / texture with actual samples.

6 x 6



60 MM | 5.87" X 5.87" | EDGE - BEVEL | FINISHES - STANDARD, SHOT BLAST (SB), BURNISH, BURNISH/SB





For solid and blended color options, see pages 61 – 66. Always verify color / texture with actual samples.

6 x 12




BEIGE | SHOT BLAST



60/80 MM | 5.87" X 11.75" | EDGE - BEVEL, NO CHAMFER | FINISHES - STANDARD, SHOT BLAST (SB), BURNISH, BURNISH/SB



80mm



TUSK • GRAY • STONE • CHARCOAL | ALL SHOT BLAST

STONE • CHARCOAL | ALL BURNISH

For solid and blended color options, see pages 61 – 66. Always verify color / texture with actual samples.

6 x 24



80 MM | 5.90" X 23.62" | EDGE - MICRO CHAMFER | FINISHES - STANDARD, SHOT BLAST (SB), BURNISH, BURNISH/SB






TUSK • CHARCOAL

For solid and blended color options, see pages 61 – 66. Always verify color / texture with actual samples.

8 x 8



60/80 MM | 7.87" X 7.87" | EDGE - BEVEL, AGED, NO CHAMFER | FINISHES - STANDARD, SLATE, SHOT BLAST (SB), BURNISH, BURNISH/SB



80mm



ORCOTTA • CHÂTEAU • PASTELLO


For solid and blended color options, see pages 61 – 66. Always verify color / texture with actual samples.

8 X 12



60/80 MM | 7.87" X 11.81" | EDGE - BEVEL, AGED, NO CHAMFER | FINISHES - STANDARD, SLATE, SHOT BLAST (SB), BURNISH, BURNISH/SB






TUSK | SHOT BLAST • STONE | SHOT BLAST • CHARCOAL

BORREGO

For solid and blended color options, see pages 61 – 66. Always verify color / texture with actual samples.

12 X 12




60/80 MM | 11.81" X 11.81" | EDGE - BEVEL, AGED, NO CHAMFER | FINISHES - STANDARD, SLATE, SHOT BLAST (SB), BURNISH, BURNISH/SB





STONE | BURNISH / SHOT BLAST



CHARCOAL | BURNISH / SHOT BLAST


For solid and blended color options, see pages 61 – 66. Always verify color / texture with actual samples.

12 X 24



60/80 MM | 11.81" X 23.62" | EDGE - MICRO CHAMFER (60MM ONLY), BEVEL (80MM ONLY), NO CHAMFER (80MM ONLY)
FINISHES - STANDARD, SHOT BLAST (SB), BURNISH, BURNISH/SB





TUSK • GRAY | SHOT BLAST • STONE | SHOT BLAST • CHARCOAL

TUSK • BORREGO | ALL BURNISH

For solid and blended color options, see pages 61 – 66. Always verify color / texture with actual samples.

24 X 24



60 MM | 23.62" X 23.62" | EDGE - MICRO CHAMFER | FINISHES - STANDARD, SLATE





For solid and blended color options, see pages 61 – 66. Always verify color / texture with actual samples.

ECOHEX

9"

PERMEABLE & NON-PERMEABLE



80 MM | 9" HEXAGON | 9.06" DIAMETER | EDGE - MICRO CHAMFER | FINISHES - STANDARD, SHOT BLAST (SB), BURNISH, BURNISH/SB






For solid and blended color options, see pages 61 – 66. Always verify color / texture with actual samples.

MEGAHEX

16"

NON-PERMEABLE



60 MM | 16" HEXAGON | 16.14" DIAMETER | EDGE - MICRO CHAMFER | FINISHES - STANDARD, SHOT BLAST (SB), BURNISH, BURNISH/SB






CHARCOAL • COFFEE | ALL BURNISH

Furniture courtesy of People Space - peoplespace.com


For solid and blended color options, see pages 61 – 66. Always verify color / texture with actual samples.

CHEVRON



80 MM | 3.94" X 17.75" | EDGE - MICRO CHAMFER | FINISHES - STANDARD, SHOT BLAST (SB), BURNISH, BURNISH/SB





ASH • CHARCOAL | ALL SHOT BLAST

Furniture courtesy of People Space - peoplespace.com

For solid and blended color options, see pages 61 – 66. Always verify color / texture with actual samples.

ANTIQUÉ COBBLE



60/80 MM | SQUARE - 5.51" X 5.51", RECTANGLE - 5.51" X 8.27" | EDGE - PILLOW | FINISHES - STANDARD, SHOT BLAST (SB), BURNISH, BURNISH/SB



80mm

COUNTRY COBBLE



60/80 MM | SQUARE - 5.51" X 5.51", RECTANGLE - 5.51" X 8.27" | EDGE - AGED, NO CHAMFER | FINISHES - STANDARD, SHOT BLAST (SB), BURNISH, BURNISH/SB



80mm


For solid and blended color options, see pages 61 – 66. Always verify color / texture with actual samples.

APPIAN



70 MM | SQUARE - 6.30" X 6.30", RECTANGLE - 6.30" X 9.45" | EDGE - PILLOW | FINISHES - STANDARD, SHOT BLAST (SB), BURNISH, BURNISH/SB





MANOR • TERRA VERDE

For solid and blended color options, see pages 61 – 66. Always verify color / texture with actual samples.

DIAMANTE



60 MM | 5.57" X 13.20" DIAMOND | EDGE - BEVEL | FINISHES - STANDARD, SHOT BLAST (SB), BURNISH, BURNISH/SB





TUSK • MANOR | ALL BURNISH

Furniture courtesy of People Space - peoplespace.com


For solid and blended color options, see pages 61 – 66. Always verify color / texture with actual samples.






TRUNCATED DOMES



BLACK


50 MM | 12" X 12" | EDGE - BEVEL | FINISHES - STANDARD, SHOT BLAST






CASCADA

PERMEABLE




80 MM | 4.92" X 9.84" | EDGE - MICRO CHAMFER | FINISHES - STANDARD, SHOT BLAST (SB), BURNISH, BURNISH/SB






For solid and blended color options, see pages 61 – 66. Always verify color / texture with actual samples.

CASCADA CORTE
PERMEABLE



80 MM | 4.92" X 9.84" | EDGE - MICRO CHAMFER | FINISHES - STANDARD, SHOT BLAST (SB), BURNISH, BURNISH/SB





For solid and blended color options, see pages 61 – 66. Always verify color / texture with actual samples.

ATTRAVERSO

PERMEABLE



80 MM | 4.92" X 9.84" | EDGE - MICRO CHAMFER | FINISHES - STANDARD, SHOT BLAST (SB), BURNISH, BURNISH/SB





TUSCANY

For solid and blended color options, see pages 61 – 66. Always verify color / texture with actual samples.

TURFSTONE



80 MM | 15.66" X 23.50" | EDGE - STRAIGHT | FINISHES - STANDARD, SHOT BLAST (SB), BURNISH, BURNISH/SB





NATURAL GRAY

EXPRESS SET
5 SIZES ON A PALLET



60/80 MM | 3.94" X 3.94", 3.94" X 7.87", 7.87" X 7.87", 7.87" X 11.81", 11.81" X 11.81" | EDGE - BEVEL, AGED, NO CHAMFER
FINISHES - STANDARD, SLATE, SHOT BLAST (SB), BURNISH, BURNISH/SB



80mm



TUSCANY

For solid and blended color options, see pages 61 – 66. Always verify color / texture with actual samples.

**LARGE FORMAT
EXPRESS SET**
4 SIZES ON A PALLET



60 MM | 3.94" X 15.75", 11.81" X 11.81", 11.81" X 15.75", 11.81" X 23.62" | EDGE - MICRO CHAMFER | FINISHES - STANDARD, SLATE, SHOT BLAST (SB), BURNISH, BURNISH/SB






BORREGO | MODULO (SLATE)

TUSCANY | ICON (STANDARD)


For solid and blended color options, see pages 61 – 66. Always verify color / texture with actual samples.

**TRE
EXPRESS SET
3 SIZES ON A PALLET**



80 MM | 5.25" X 10.50", 10.50" X 10.50", 10.50" X 15.75" | EDGE - AGED, NO CHAMFER | FINISHES - STANDARD, SHOT BLAST (SB), BURNISH, BURNISH/SB





For solid and blended color options, see pages 61 – 66. Always verify color / texture with actual samples.



ORCO'S FEATURED COLORS



- 01** CHARCOAL // SHOT BLAST
- 02** TUSK // BURNISH
- 03** BUFF // STANDARD

PAVER / SLAB COLORS

SOLAR TAN



SOLAR TAN / STANDARD



SOLAR TAN / SHOT BLAST



SOLAR TAN / BURNISH

DUNE



DUNE / STANDARD



DUNE / SHOT BLAST



DUNE / BURNISH

BEIGE



BEIGE / STANDARD



BEIGE / SHOT BLAST



BEIGE / BURNISH

BUFF



BUFF / STANDARD



BUFF / SHOT BLAST



BUFF / BURNISH

PAVER / SLAB COLORS

TUSK



TUSK / STANDARD



TUSK / SHOT BLAST



TUSK / BURNISH

GRAY



GRAY / STANDARD



GRAY / SHOT BLAST



GRAY / BURNISH

ASH



ASH / STANDARD



ASH / SHOT BLAST



ASH / BURNISH

STONE



STONE / STANDARD



STONE / SHOT BLAST



STONE / BURNISH

CHARCOAL



CHARCOAL / STANDARD



CHARCOAL / SHOT BLAST



CHARCOAL / BURNISH

CANYON



CANYON / STANDARD



CANYON / SHOT BLAST



CANYON / BURNISH

TERRA COTTA



TERRA COTTA / STANDARD



TERRA COTTA / SHOT BLAST



TERRA COTTA / BURNISH

RED



RED / STANDARD



RED / SHOT BLAST



RED / BURNISH

PAVER / SLAB COLORS

CREAM



CREAM / STANDARD



CREAM / SHOT BLAST



CREAM / BURNISH

TAN



TAN / STANDARD



TAN / SHOT BLAST



TAN / BURNISH

COFFEE



COFFEE / STANDARD



COFFEE / SHOT BLAST



COFFEE / BURNISH

BROWN



BROWN / STANDARD



BROWN / SHOT BLAST



BROWN / BURNISH

BLUE



BLUE / STANDARD



BLUE / SHOT BLAST



BLUE / BURNISH

GREEN



GREEN / STANDARD

POPULAR COLOR BLENDS - VISIT ORCO.COM TO SEE MANY OTHER COLOR BLENDS.



ORCOTTA / STANDARD



MANOR / STANDARD



MONTECITO / STANDARD



CHÂTEAU / STANDARD



TUSCANY / STANDARD



PASTELLO / STANDARD



BORREGO / STANDARD



DUSK CANYON / STANDARD

PAVER/SLAB EDGES



AGED

(distressed edges & top)

CHIPPED AND WORN EDGES & TOP GIVE A RUGGED
YET REFINED CHARACTER



BEVEL

(chamfered)

FLAT NATURAL TOP WITH BEVELED EDGES
ON ALL FOUR SIDES



PILLOW TOP

(rounded edge, cobble)

ROUNDED EDGES AND CORNERS
CREATE AN OLD WORLD LOOK



MICRO CHAMFER

(small bevel)

FLAT NATURAL TOP WITH SMALLER CHAMFER EDGE
ON ALL FOUR SIDES



NO CHAMFER

(90 degree, flat)

CRISP EDGES CREATE AN ALMOST SEAMLESS
APPEARANCE. REQUIRES SPECIAL INSTALLATION

PAVER/SLAB FINISHES



STANDARD



AGED



SLATE
(textured, hewn)



BURNISH
(honed, ground)



SHOT BLAST
(bead blast, weathered)




BURNISH/SHOT BLAST
(burnished and then shot blast)

PEDESTAL ROOF SYSTEMS

CONCRETE SLABS

NATURAL STONE



Photos courtesy of Bison Innovative Products



PORCELAIN

WOOD - IPE, BAMBOO, CUMARU




Photo courtesy of Bison Innovative Products

For pedestal products, parts, and installation, see pages 112 - 114.




ORCO NATURAL STONE IS THE HIGHEST QUALITY QUARTZITIC SANDSTONE,
SIGNIFICANTLY OLDER AND DENSER THAN TYPICAL SANDSTONES.





**NATURAL
STONE**

LINEAR PLANKS



20 MM | FULL - 8" X 40", HALF - 8" X 20" | EDGE - SAWN | FINISH - CROSS CUT





CARMEL



TRESTLES

For color and texture options, see pages 79-80. Always verify color / texture with actual samples.

24 X 24



30 MM | 24" X 24" | EDGE - SAWN, NATURAL





For color and texture options, see pages 79-80. Always verify color / texture with actual samples.

PROJECT PACKS

5 SIZES ON A PALLET



22 MM | 22" X 33", 22" X 22", 16" X 22", 11" X 22", 11" X 11" | EDGE - SAWN, NATURAL



PROJECT PACKS

4 SIZES ON A PALLET



30 MM | 22" X 33", 22" X 22", 11" X 22", 11" X 11" | EDGE - SAWN



For color and texture options, see pages 79-80. Always verify color / texture with actual samples.


NATURAL STONE COLORS*




GOLDEN SUNSET (RIVEN)
24 x 24 | Project Pack - 5 sizes



SONOMA (ANTIQUE RIVEN)
Special Order Only



TRESTLES (SHOT BLAST/CLEAR BLAST)
Linear Planks - Full & Half



DRIFT WOOD (RIVEN)
24 x 24 | Project Pack - 5 sizes



LUNARE (ANTIQUE RIVEN)
Special Order Only




NOIR (FLAMED/BRUSHED)
24 x 24 | Steps & Coping

*ORCO Natural Stone Color Names Include Finish

With ORCO Natural Stone products, color is greatly influenced by the choice of finish. Each ORCO color name is tied to a specific color / finish combination.

Special Order

The products and colors highlighted are just a small portion of our Natural Stone product line. On a *special order* basis, ORCO has available many other colors, edge, and finish options - including wall cladding.



CALYPSO (SHOT BLAST/CLEAR BLAST)
Linear Planks - Full & Half | Steps & Coping



CARMEL (SHOT BLAST/CLEAR BLAST)
Linear Planks - Full & Half | Project Pack - 5 Sizes
Steps & Coping




BEACHSIDE (SHOT BLAST/CLEAR BLAST)
Linear Planks - Full & Half | Project Pack - 4 Sizes



HIGHLAND (ANTIQUE RIVEN)
PROJECT PACK - 5 SIZES



GRIGIO (SHOT BLAST/CLEAR BLAST)
Linear Planks - Full & Half



AUTUMN (ANTIQUE RIVEN)
24 X 24

NATURAL STONE EDGES



NATURAL



BULLNOSE



SAWN




IMPORTED FROM ITALY, FEATURING AESTHETICS INSPIRED BY THE ITALIAN
COUNTRYSIDE AND MOUNTAINS





**PORCELAIN
PAVERS**

CLIMB



ALTA HCL205

2 CM | 32" X 32" | MODERATE VARIATION | BREATH AND SCALE, PORTRAYING NATURAL STONE VEINING.



BOUTIQUE




2 CM | 24" X 36" | MODERATE VARIATION | MINERAL VEINING - RICH BLACK AND MICA BASE COLOR OPTIONS.



Always verify color / texture with actual samples.

DOLOMITI




CASTANO HDL201

NEUTRO HDL205

2 CM | 16" X 48" | MODERATE VARIATION | FROM ITALY'S DOLOMITE MOUNTAINS IN THE SOUTHERN ALPS.



QUARTZ



2 CM | 24" X 36" | MODERATE VARIATION | ANGULAR RIFT LINES CREATES MOVEMENT.



Always verify color / texture with actual samples.

DOGMA



2 CM | 24" X 48" | MODERATE VARIATION | SUBTLE VEINING CREATES A MODERN TAKE ON VEIN CUT MARBLE.



SOUL




2 CM | 24" X 24" | MODERATE VARIATION | HONED AESTHETICS WITHOUT THE LIMESTONE MAINTENANCE.



Always verify color / texture with actual samples.



ORCO IS AN INDUSTRY LEADER IN DRY STACK, SEGMENTAL RETAINING WALL (SRW) PRODUCTS.






**MORTARLESS
WALLS (SRW)**

MORTARLESS WALLS

COMMERCIAL

AB ROCKS

AB STONES



AB CLASSIC



LGR6



LGR6 | TAN

AB CLASSIC | NATURAL GRAY

For additional info, see page 118. Always verify color / texture with actual samples.

MORTARLESS WALLS

COMMERCIAL




AB STONES | NATURAL GRAY



For additional info, see page 118. Always verify color / texture with actual samples.

VARIEGATED BLOCK

CMU & SRW



A HUGE LEAP FORWARD IN WALL COLOR TECHNOLOGY, ORCO'S VARIEGATED BLOCK BRINGS A NATURAL AND HOLISTIC ALTERNATIVE TO STANDARD WALL COLORS, STUCCO, AND VENEERS. ITS SUBTLE MOVEMENT BRINGS LIFE TO ANY WALL FINISH — PARTICULARLY SPLIT FACE AND PRECISION (CMU ONLY). ORCO OFFERS 4 STANDARD VARIEGATED COLOR BLENDS — BORREGO, TUSCANY, MANOR, AND VERSANTE. MANCHESTER IS ALSO AVAILABLE ON A SPECIAL ORDER BASIS.



ADVANTAGES INCLUDE:


- † PROVIDES NEW COLOR OPTIONS FOR CLIENTS
- † ELIMINATES SECONDARY TREATMENT
- † INSTALLS RIGHT OFF THE PALLET
- † CREATES VARIEGATED COLOR WASH ON SMOOTH SURFACE

ORCO BLENDED PRODUCTS

BONDING MORTARS

MASONRY MORTARS

WATERPROOFING / DAMP PROOFING



JOINT GROUTS

PLASTER / STUCCO

CONCRETE MIX

LEVELING MORTARS

CEMENT



See pages 121-122 for featured products. Visit orco.com for complete product line.

FIREPLACE KITS





For fireplace kit sizes and specs, see pages 123 – 124.

PROTECTIVE FURNITURE



LED BOLLARDS



IGNEO BENCH



PENCIL BOLLARDS

LANDSCAPE PROTECTION DOESN'T NEED TO COMPROMISE AESTHETICS. MAKING PEOPLE FEEL SAFE IS PARAMOUNT TO CREATING AN INVITING AND REGENERATIVE SPACE. HERE ARE SOME OF OUR SEATING AND PLANTERS THAT PROVIDE PROTECTION WHILE HIDDEN IN PLAIN SIGHT.

EOS BENCH





























For additional info, see pages 125 - 126.





















SPECIFICATIONS





COMMERCIAL PAVERS & SLABS

| Shape | Name (in) | Thickness (mm) | Approx Size (in) | Sq ft / Pallet | Stones / Pallet | Weight / Pallet (lbs) | Edge | Finish | Pedestrian / Auto / Truck |
|---|-----------|----------------|------------------|----------------|-----------------|-----------------------|--|---|---|
| NEW  | 3 x 9 | 80 | 2.95 x 8.85 | 82 | 450 | 2900 | Micro Chamfer | Standard Shot Blast (SB) Burnish Burnish / SB |    |
|  | 4 x 4 | 60 / 80 | 3.94 x 3.94 | 114 | 1056 | 3089 | Bevel Aged No Chamfer | Standard Slate Shot Blast (SB) Burnish Burnish / SB |    80mm |
|  | 4 x 8 | 60 / 80 | 3.94 x 7.87 | 124 | 576 | 3398 | Bevel Micro Chamfer Aged No Chamfer | Standard Slate Shot Blast (SB) Burnish Burnish / SB |    80mm |
|  | 4 x 12 | 60 | 3.94 x 11.81 | 121 | 384 | 3072 | Bevel | Standard Shot Blast (SB) Burnish Burnish / SB |   |
|  | 4 x 16 | 80 | 3.94 x 15.75 | 93 | 216 | 3290 | Bevel No Chamfer | Standard Shot Blast (SB) Burnish Burnish / SB |  |
| NEW  | 4 x 24 | 80 | 3.94 x 23.62 | 93 | 144 | 3218 | Micro Chamfer | Standard Shot Blast (SB) Burnish Burnish / SB |  |
|  | 6 x 6 | 60 | 5.87 x 5.87 | 124 | 512 | 3021 | Bevel | Standard Shot Blast (SB) Burnish Burnish / SB |   |
|  | 6 x 12 | 60 / 80 | 5.87 x 11.75 | 124 | 256 | 3021 | Bevel No Chamfer | Standard Shot Blast (SB) Burnish Burnish / SB |    80mm |
| NEW  | 6 x 24 | 80 | 5.90 x 23.62 | 93 | 96 | 3122 | Micro Chamfer | Standard Shot Blast (SB) Burnish Burnish / SB |  |



COMMERCIAL PAVERS & SLABS

| Shape | Name (in) | Thickness (mm) | Approx Size (in) | Sq ft / Pallet | Stones / Pallet | Weight / Pallet (lbs) | Edge | Finish | Pedestrian / Auto / Truck |
|--|-----------|----------------|------------------|----------------|-----------------|-----------------------|---|--|---|
|  | 8 x 8 | 60 / 80 | 7.87 x 7.87 | 124 | 288 | 3370 | Bevel Aged No Chamfer | Standard Slate Shot Blast (SB) Burnish Burnish / SB |    80mm |
|  | 8 x 12 | 60 / 80 | 7.87 x 11.81 | 124 | 192 | 3384 | Bevel Aged No Chamfer | Standard Slate Shot Blast (SB) Burnish Burnish / SB |   |
|  | 12 x 12 | 60 / 80 | 11.81x 11.81 | 124 | 128 | 3408 | Bevel Aged No Chamfer | Standard Slate Shot Blast (SB) Burnish Burnish / SB |   |
|  | 12 x 24 | 60 / 80 | 11.81 x 23.62 | 124 | 64 | 3466 | Micro Chamfer (60mm) Bevel (80mm) No Chamfer (80mm) | Standard Shot Blast (SB) Burnish Burnish / SB |   |
|  | 24 x 24 | 60 | 23.62 x 23.62 | 124 | 32 | 3450 | Micro Chamfer | Standard Slate |   |

NEW EcoHex Sand Set (requires polymeric sand)

| | | | | | | | | | |
|---|---------------|----|------------------|----|---------------------|------|---------------|--|---|
|  | 9" Hexagon | 80 | 9.06 Diameter | 91 | 224 Full 32 Half | 3050 | Micro Chamfer | Standard Shot Blast (SB) Burnish Burnish / SB |    |
|---|---------------|----|------------------|----|---------------------|------|---------------|--|---|

NEW MegaHex

| | | | | | | | | | |
|---|----------------|----|-------------------|----|--------------------|------|---------------|--|---|
|  | 16" Hexagon | 60 | 16.14 Diameter | 70 | 50 Full 20 Half | 1910 | Micro Chamfer | Standard Shot Blast (SB) Burnish Burnish / SB |  |
|---|----------------|----|-------------------|----|--------------------|------|---------------|--|---|

NEW Chevron









| | | | | | | | | | |
|---|--------|----|--------------|----|-----|------|---------------|--|---|
|  | 4 x 18 | 80 | 3.94 x 17.75 | 67 | 144 | 2354 | Micro Chamfer | Standard Shot Blast (SB) Burnish Burnish / SB |  |
|---|--------|----|--------------|----|-----|------|---------------|--|---|

All measurements and weights are approximate and subject to change without notice.









COMMERCIAL PAVERS & SLABS

| Shape | Name (in) | Thickness (mm) | Approx Size (in) | Sq ft / Pallet | Stones / Pallet | Weight / Pallet (lbs) | Edge | Finish | Pedestrian / Auto / Truck |
|-------|-----------|----------------|------------------|----------------|-----------------|-----------------------|------|--------|---------------------------|
|-------|-----------|----------------|------------------|----------------|-----------------|-----------------------|------|--------|---------------------------|









Antique Cobble

| | | | | | | | | | |
|---|-------|---------|-------------|-----|-----|------|--------|--|---|
|  | 6 x 6 | 60 / 80 | 5.51 x 5.51 | 108 | 512 | 3021 | Pillow | Standard Shot Blast (SB) Burnish Burnish / SB |    80mm |
|  | 6 x 8 | 60 / 80 | 5.51 x 8.27 | 122 | 384 | 3379 | Pillow | Standard Shot Blast (SB) Burnish Burnish / SB |    80mm |

Country Cobble

| | | | | | | | | | |
|--|-------|---------|-------------|-----|-----|------|--------|--|--|
|  | 6 x 6 | 60 / 80 | 5.51 x 5.51 | 108 | 512 | 3021 | Pillow | Standard Shot Blast (SB) Burnish Burnish / SB |    80mm |
|  | 6 x 8 | 60 / 80 | 5.51 x 8.27 | 122 | 384 | 3379 | Pillow | Standard Shot Blast (SB) Burnish Burnish / SB |    80mm |

Appian

| | | | | | | | | | |
|---|-------|----|-------------|----|-----|------|--------|--|---|
|  | 6 x 6 | 70 | 6.30 x 6.30 | 91 | 336 | 2957 | Pillow | Standard Shot Blast (SB) Burnish Burnish / SB |    |
|  | 6 x 9 | 70 | 6.30 x 9.45 | 98 | 240 | 3168 | Pillow | Standard Shot Blast (SB) Burnish Burnish / SB |    |



Diamante

| | | | | | | | | | |
|---|-------------------|----|--------------|----|-----|------|-------|--|---|
|  | 6 x 13 Diamond | 60 | 5.57 x 13.20 | 81 | 208 | 2280 | Bevel | Standard Shot Blast (SB) Burnish Burnish / SB |   |
|---|-------------------|----|--------------|----|-----|------|-------|--|---|


COMMERCIAL PAVERS & SLABS

| Shape | Name (in) | Thickness (mm) | Approx Size (in) | Sq ft / Pallet | Stones / Pallet | Weight / Pallet (lbs) | Edge | Finish | Pedestrian / Auto / Truck |
|-------|-----------|----------------|------------------|----------------|-----------------|-----------------------|------|--------|---------------------------|
|-------|-----------|----------------|------------------|----------------|-----------------|-----------------------|------|--------|---------------------------|





NEW Truncated Domes (Federal Yellow, Black, Black Shot Blast, Red)

| | | | | | | | | | |
|---|---------|----|---------|----|----|-----|-------|--------------------------|---|
|  | 12 x 12 | 50 | 12 x 12 | 38 | 38 | 886 | Bevel | Standard Shot Blast (SB) |  |
|---|---------|----|---------|----|----|-----|-------|--------------------------|---|





NEW EcoHex Permeable (requires OBP Permeable Chips)

| | | | | | | | | | |
|---|------------|----|---------------|----|---------------------|------|---------------|---|---|
|  | 9" Hexagon | 80 | 9.06 Diameter | 86 | 224 Full 32 Half | 3050 | Micro Chamfer | Standard Shot Blast (SB) Burnish Burnish / SB |    |
|---|------------|----|---------------|----|---------------------|------|---------------|---|---|





Cascada Permeable (requires OBP Permeable Chips)

| | | | | | | | | | |
|---|--------|----|-------------|-----|---------------------|------|---------------|---|---|
|  | 5 x 10 | 80 | 4.92 x 9.84 | 108 | 288 Full 64 Half | 3520 | Micro Chamfer | Standard Shot Blast (SB) Burnish Burnish / SB |    |
|---|--------|----|-------------|-----|---------------------|------|---------------|---|---|

Cascada Corte Permeable (requires OBP Permeable Chips)

| | | | | | | | | | |
|---|--------|----|-------------|-----|---------------------|------|---------------|---|---|
|  | 5 x 10 | 80 | 4.92 x 9.84 | 108 | 288 Full 64 Half | 3520 | Micro Chamfer | Standard Shot Blast (SB) Burnish Burnish / SB |    |
|---|--------|----|-------------|-----|---------------------|------|---------------|---|---|

Attraverso (requires OBP Permeable Chips)

| | | | | | | | | | |
|---|--------|----|-------------|----|-----|------|---------------|---|---|
|  | 5 x 10 | 80 | 4.92 x 9.84 | 91 | 270 | 2835 | Micro Chamfer | Standard Shot Blast (SB) Burnish Burnish / SB |    |
|---|--------|----|-------------|----|-----|------|---------------|---|---|

Turfstone

| | | | | | | | | | |
|---|---------|----|---------------|-----|----|------|----------|---|---|
|  | 16 x 24 | 80 | 15.66 x 23.50 | 124 | 48 | 2930 | Straight | Standard Shot Blast (SB) Burnish Burnish / SB |    |
|---|---------|----|---------------|-----|----|------|----------|---|---|

All measurements and weights are approximate and subject to change without notice.

COMMERCIAL PAVERS & SLABS

| Shape | Name (in) | Thickness (mm) | Approx Size (in) | Sq ft / Pallet | Stones / Pallet | Weight / Pallet (lbs) | Edge | Finish |
|-------|-----------|----------------|------------------|----------------|-----------------|-----------------------|------|--------|
|-------|-----------|----------------|------------------|----------------|-----------------|-----------------------|------|--------|

Express Set (5 Sizes on a Pallet: Available separately too)



| | | | | | | | | |
|--|---------|-----------|---------------|------------|-----------|-------------|-----------------------------|-----------------|
| | 4 x 4 | } 60 & 80 | 3.94 x 3.94 | } 118 & 95 | 280 & 224 | 3180 & 3386 | Bevel Aged No Chamfer | Standard |
| | 4 x 8 | | 3.94 x 7.87 | | | | | Slate |
| | 8 x 8 | | 7.87 x 7.87 | | | | | Shot Blast (SB) |
| | 8 x 12 | | 7.87 x 11.81 | | | | | Burnish |
| | 12 x 12 | | 11.81 x 11.81 | | | | | Burnish / SB |

Large Format Express Set (4 Sizes on a Pallet)*



| | | | | | | | | |
|--|---------|------|---------------|-------|-------|------|---------------|-------------------------|
| | 4 x 16 | } 60 | 3.94 x 15.75 | } 112 | 24 ea | 3110 | Micro Chamfer | Standard |
| | 12 x 12 | | 11.81 x 11.81 | | | | | Slate |
| | 12 x 16 | | 11.81 x 15.75 | | | | | Shot Blast (SB) |
| | 12 x 24 | | 11.81 x 23.62 | | | | | Burnish Burnish / SB |

*With large slabs, ORCO strongly recommends pre-compacting bedding sand (with "fluffing" as necessary) prior to slab placement. Use of plate compactors on top of these slabs is a misapplication, which voids ORCO's breakage and warranty support provisions.

Tre Express Set (3 Sizes on a Pallet)*



| | | | | | | | | |
|--|---------|------|---------------|------|----|--------|--------------------|-------------------------|
| | 5 x 10 | } 80 | 5.25 x 10.50 | } 64 | 24 | } 2284 | Aged No Chamfer | Standard |
| | 10 x 10 | | 10.50 x 10.50 | | 18 | | | Shot Blast (SB) |
| | 10 x 15 | | 10.50 x 15.75 | | 36 | | | Burnish Burnish / SB |

*With large slabs, ORCO strongly recommends pre-compacting bedding sand (with "fluffing" as necessary) prior to slab placement. Use of plate compactors on top of these slabs is a misapplication, which voids ORCO's breakage and warranty support provisions.

COMMERCIAL PAVERS & SLABS

Complimentary Products

Joint Materials

- **OBP Joint Sand** - Kiln dried, satisfies ASTM C144. 90 lb sack.
- **Sur-Link Polymeric Sand** - Ideal for aged and scored pavers. For joints less than 1/2". 50 lb sack.
- **Gritlock Polymeric Sand** - Premium binder provides a wider range from 1/16" to 1" joints. Great for slopes. 50 lb sack.
- **BP Polymeric Stay Sand** - Designed for joints up to 1-3/16" on 60mm and 1-1/2" on 80mm Haze resistant formulation. 50 lb sack.
- **OBP Permeable Chips** - For permeable pavers. Larger, angular aggregate promotes water infiltration. Required for Cascada, Cascada Corte, Attraverso, and EcoHex. 2000 lb super sack.

Sealers + Cleaners

- **Enhanced Stabilizing Sealer** - Semi-gloss that enhances color. 1, 5, 55 gallon containers.
- **Natural** - Seals and stabilizes, yet provides a natural appearance. 1, 5, 55 gallon containers.
- **Wet Look** - Stabilizes and enriches colors with a wet appearance. Solvent based. 1, 5 gallon containers.
- **General Cleaner** - Eco-friendly concentrated cleaner. 1, 5 gallon containers.
- **Efflorescence Remover** - Removes efflorescence and mineral deposits. 1, 5 gallon containers.

Additional Products

- **R-Lastic** - Elastomeric membrane and adhesive. 5 gallon pail.
- **Hardscape Adhesive** - Construction glue. 1/4" bead approx coverage: 10 oz tube = 32', 28 oz tube = 89'.
- **Edge Restraint** - A plastic alternative to concrete set. One piece edge system for straight, curves and even radiuses. 8' sections; 10" spikes sold separately by the carton (150 per).
- **Base Material Rake** - Dual edge head. Magnesium construction provides lighter weight and longer life. 42", 4.2 lb.
- **Paver Extractor Tool** - For easier removal of installed pavers.

Important Considerations

Visit orco.com for the latest information – new products, shapes, colors, and textures. ORCO strongly recommends following the Interlocking Concrete Pavement Institute (ICPI) best practices for proper installation as well as using ICPI certified installers.

The names pavingstone and paver are used in this publication to refer to a broad line of segmental concrete paving products. ICPI classifies these products as pavers, slabs, and grids. ORCO manufactures ICPI classified pavers to meet or exceed the standards stated in the latest version of ASTM C936 (Standard Specification for Solid Concrete Interlocking Paving Units). Units classified by ICPI as slabs, are manufactured to meet or exceed the standards stated in the latest version of ASTM C1782 (Standard Specifications for Segmental Concrete Paving Slabs). Turfstone is classified as a grid paver by ICPI, which requires a minimum compressive strength of 5000 psi and a maximum water absorption of 10 lb/cu ft. 60 mm = 2.36", 80 mm = 3.15".

All measurements and weights are approximate and subject to change without notice.

COMMERCIAL PAVERS & SLABS





Solar Reflective Index

| Color | Finish | SRI Value | Solar Reflectance |
|-----------|--------------------|-----------|-------------------|
| Ash | Standard | 16 | 17.60% |
| Beige | Standard | 21 | 21.40% |
| Beige | Shot Blast | 25 | 24.00% |
| Beige | Burnish | 28 | 26.10% |
| Blue | Standard | 39 | 34.60% |
| Blue | Burnish | 41 | 37.00% |
| Blue | Shot Blast | 42 | 36.90% |
| Buff | Standard | 22 | 22.00% |
| Buff | Shot Blast | 33 | 30.30% |
| Buff | Burnish | 30 | 28.20% |
| Charcoal | Burnish/Shot Blast | 16 | 17.08% |
| Cream | Standard | 28 | 26.30% |
| Cream | Burnish | 40 | 36.10% |
| Dune | Standard | 19 | 20.00% |
| Gray | Burnish | 33 | 30.50% |
| Gray | Standard | 28 | 27.00% |
| Gray | Shot Blast | 33 | 30.40% |
| Solar Tan | Standard | 38 | 34.40% |
| Solar Tan | Shot Blast | 35 | 31.70% |
| Stone | Burnish | 42 | 37.10% |
| Tusk | Standard | 38 | 34.70% |
| Tusk | Burnish | 45 | 39.10% |
| Tusk | Shot Blast | 47 | 41.20% |

PEDESTAL ROOF SYSTEM

| Shape | Name (in) | Thickness (mm) | Approx Size (in) | Sq ft / Pallet | Stones / Pallet | Weight / Pallet (lbs) | Edge | Finish | Pedestrian / Auto / Truck |
|-------|-----------|----------------|------------------|----------------|-----------------|-----------------------|------|--------|---------------------------|
|-------|-----------|----------------|------------------|----------------|-----------------|-----------------------|------|--------|---------------------------|



Pavers & Slabs

| | | | | | | | | | |
|---|---------|----|---------------|-----|----|------|---------------|---|---|
|  | 12 x 24 | 60 | 11.81 x 23.62 | 124 | 64 | 3466 | Micro Chamfer | Standard Shot Blast (SB) Burnish Burnish / SB |  |
|  | 24 x 24 | 60 | 23.62 x 23.62 | 124 | 32 | 3450 | Micro Chamfer | Standard Slate Burnish |  |











Wood Tile

| | | | | | | | | | |
|---|--------------------|----|--------------------------------|----|-----|------|------------------|-------------------------|---|
|  | 24 x 24 24 x 48 | 43 | 23.87 x 23.87 23.87 x 47.93 | 81 | 208 | 2280 | Smooth Ribbed | Ipe Bamboo Cumaru |  |
|---|--------------------|----|--------------------------------|----|-----|------|------------------|-------------------------|---|

Natural Stone

| | | | | | | | | | |
|--|---------|----|---------------|--------|----|------|------|---------------------------------|--|
|  | 24 x 24 | 30 | 23.62 x 23.62 | 139.45 | 36 | 2273 | Sawn | Golden Sunset Noir Autumn |  |
|--|---------|----|---------------|--------|----|------|------|---------------------------------|--|

Porcelain

| | | | | | | | | | |
|---|---------|----|---------------|--------|----|------|---------|---|---|
|  | 16 x 48 | 20 | 15.75 x 47.24 | 279 | 54 | 2606 | Natural | Castano HDL201 Neutro HDL205 |  |
|  | 24 x 24 | 20 | 23.62 x 23.62 | 248 | 64 | 2315 | Natural | Marfil HSU201 |  |
|  | 24 x 36 | 20 | 23.62 x 35.43 | 290.63 | 50 | 2778 | Natural | Antracite HBO208 Erica HBO205 Mica HQZ205 |  |
|  | 24 x 48 | 20 | 23.62 x 47.24 | 201.5 | 26 | 1936 | Natural | Crema HDG215 |  |
|  | 32 x 32 | 20 | 31.50 x 31.50 | 179.11 | 28 | 1753 | Natural | Alta HCL205 |  |

For additional pedestal options, please contact ORCO.

All measurements and weights are approximate and subject to change without notice.

PEDESTAL PARTS & INSTALLATION



Understanding Versadjust Installation Details

The Versadjust, adjustable V-Series, Pedestal line reaches heights from 2 1/4" to 36" (57.15 to 914.4 mm), has a 1250 lbf FS:3 weight bearing capacity, and contains built in base levelers to compensate for 0" to 1/2" per foot slope (0-4%). Precise spacer tabs maintain uniform paver spacing and allow for deck drainage, and the screw-to-adjust height setting assures a perfectly level deck. The Bison Versadjust Pedestal has a broad footprint that provides stability, is impervious to freeze thaw cycles, and offers a range of heights suited to almost any application. Made in the USA.

The Versadjust Quick Clip Coupler © (patent pending) increases speed and efficiency installing pedestals at heights over 9" (228.6 mm). Accessories are available to compensate for additional slope (up to 1" per foot or 8%) and for low height applications from 1/8" to 2 1/4" (3.175 to 57.15 mm).

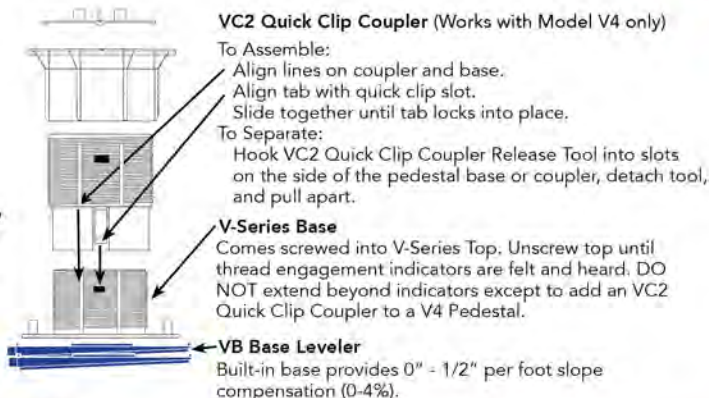
Use the Bison Brace System with Versadjust Pedestals for extended cavity height installations from 24" to 36" (609.6 to 914.4 mm) or for installations where additional stability is deemed necessary.

VT Spacer Tab

(Specify tab width when ordering)
 VT316 - 3/16" (4.5 mm) standard
 VT18 - 1/8" (3.175 mm) optional
 Place spacer tab on top of pedestal.
 To remove tabs, strike spacer tabs with hammer on edge.

V-Series Top

Comes screwed into V-Series Base. Unscrew top until thread engagement indicators are felt and heard. DO NOT extend beyond this point except to add a VC2 Quick Clip Coupler to a V4 Pedestal.



VC2 Quick Clip Coupler (Works with Model V4 only)

To Assemble:
 Align lines on coupler and base.
 Align tab with quick clip slot.
 Slide together until tab locks into place.

To Separate:
 Hook VC2 Quick Clip Coupler Release Tool into slots on the side of the pedestal base or coupler, detach tool, and pull apart.

V-Series Base

Comes screwed into V-Series Top. Unscrew top until thread engagement indicators are felt and heard. DO NOT extend beyond indicators except to add an VC2 Quick Clip Coupler to a V4 Pedestal.

VB Base Leveler

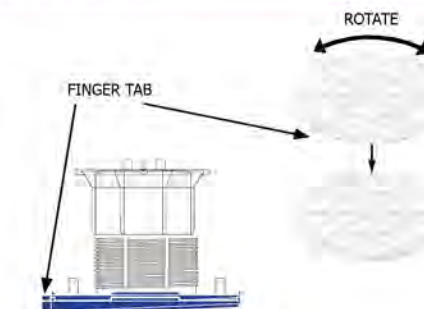
Built-in base provides 0" - 1/2" per foot slope compensation (0-4%).

Built In Slope Base Compensation

Each V-Series Pedestal comes with a VB Base Leveler that compensates for up to 1/2" per foot slope (4%).

Slope Adjustment:
 Point both finger tabs downhill for 1/2" per foot slope (4%). Rotate base pieces for precise slope compensation.


To Create a Flat Base:
 Position finger tabs opposite one another.



AS SHOWN: 2x LD4s COMPENSATING FOR 1/2" PER FOOT SLOPE (4%)

To remove VB Base Leveler, slide pedestal base out of VB Base Leveler.

For additional slope compensation, a maximum of 2 additional LD4 Base Levelers can be used with the V-Series Pedestals adding an additional 1/2" per foot slope (4%) for a total of 1 inch per foot slope (8%). Each LD4 adds 1/4" (6.35 mm) to the overall height of the pedestal.



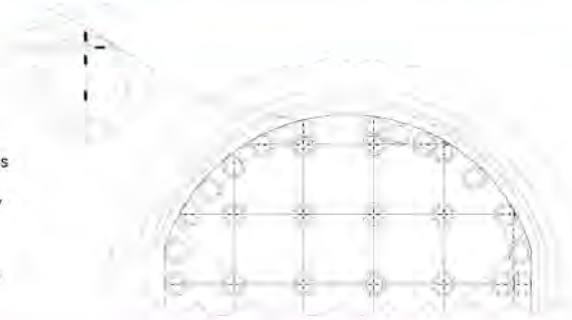
VERSADJUST
Adjustable Pedestals

February 2018

PEDESTAL PARTS & INSTALLATION

A2 Radius Placement

- Use extra pedestals under small cut pieces for additional support.
- Adhere small pavers to top of pedestal with construction adhesive.
- Remove tabs as necessary for perimeter pedestals.
- Turn pedestals upside down or trim pedestal bases as necessary to fit around the perimeter.
- Decking pavers must not be spaced more than 3/16" (4.5 mm) from the perimeter containment.
- Adhere tabs into place with construction adhesive to maintain spacing between pavers when normal tab placement is not possible.



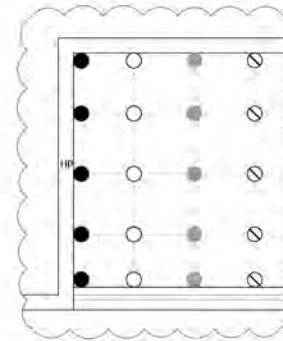
A3 Low Elevation Placement

For low cavity heights the following pedestals are available:

| LOW HEIGHT PEDESTALS | | |
|----------------------|---|----------------------------|
| MODEL: | | HEIGHT: |
| VT18 or VT316 | ● | 1/8" (3.175 mm) |
| HD25-18 or HD25-316 | ○ | 1/4" (6.35 mm) |
| HD50-18 or HD50-316 | ● | 1/2" (12.7 mm) |
| HD75-18 or HD75-316 | ⊗ | 3/4" (19.05 mm) |
| LO-18 or LO-316 | ⊗ | 1 1/4 - 2" (31.75 - 51 mm) |

Shims can also be used to accommodate variations in height.

- 1/16" (1.588 mm) B11 Shim
- 1/8" (3.175 mm) PS1 Shim



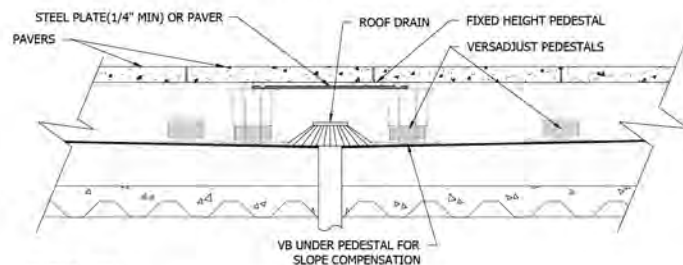
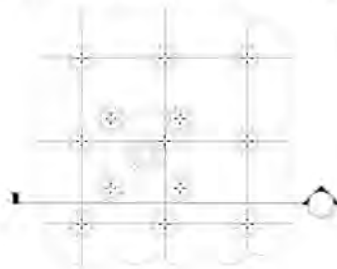
A4 Diagonal Placement

- Use extra pedestals under small cut pieces for additional support.
- Adhere small pavers to top of pedestal with construction adhesive.
- Remove tabs as necessary for perimeter pedestals.
- Turn pedestals upside down or trim pedestal bases as necessary to fit around the perimeter.
- Decking pavers must not be spaced more than 3/16" (4.5 mm) from the perimeter containment.
- Adhere tabs into place with construction adhesive to maintain spacing between pavers when normal tab placement is not possible.



A5 Drain Placement

- Elevate a steel plate or spare paver above the drain but below the deck itself.
- Use that elevated paver to support a pedestal where you need for the deck above.







ORCO NATURAL STONE

| Shape | Size (in) | Thickness (mm) | Quantity / Pallet | Sq Ft / Pallet | Weight/ Pallet (lb) | Edge | Color / Texture |
|-------|-----------|----------------|-------------------|----------------|---------------------|------|-----------------|
|-------|-----------|----------------|-------------------|----------------|---------------------|------|-----------------|



Linear Planks - Full and Half

For patio, outdoor living, walkways, pools, and overlay on decks.

| | | | | | | | | |
|--|--------------|----|---------------------------------|--------|------|------|--------------------|--|
|  | 7.87 x 39.37 | 20 | 80 | 172.16 | 1870 | Sawn | Carmel Calypso | |
| | | | Sold in full pallet quantities. | | | | | |
|  | 7.87 x 19.69 | 20 | 160 | 172.16 | 1870 | Sawn | Trestles Grigio | |
| | | | Sold in full pallet quantities. | | | | | |
|  | 7.87 x 39.37 | 20 | 90 | 193.68 | 2103 | Sawn | Beachside | |
| | | | Sold in full pallet quantities. | | | | | |
|  | 7.87 x 19.69 | 20 | 180 | 193.68 | 2103 | Sawn | | |
| | | | Sold in full pallet quantities. | | | | | |

Piazza 24 x 24 Squares - Sawn and Natural Edges

Natural Edge units are great in patio, outdoor living and pool spaces. Sawn Edge units feature clean cut edges for a more modern look. Sawn Edge units are recommended for Pedestal Mount installations.

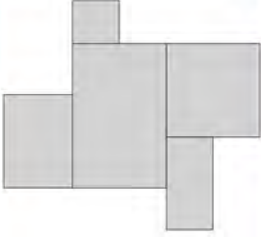
| | | | | | | | | |
|---|---------------|----|---------------------------------|--------|------|---------|---------------------------------|--|
|  | 23.62 x 23.62 | 30 | 36 | 139.45 | 2273 | Sawn | Golden Sunset Noir Autumn | |
| | | | Sold in full pallet quantities. | | | | | |
|  | 23.62 x 23.62 | 30 | 36 | 139.45 | 2273 | Natural | Golden Sunset Drift Wood | |
| | | | Sold in full pallet quantities. | | | | | |

ORCO NATURAL STONE

| Shape | Size (in) | Thickness (mm) | Quantity / Pallet | Sq Ft / Pallet | Weight/ Pallet (lb) | Edge | Color / Texture |
|-------|-----------|----------------|-------------------|----------------|---------------------|------|-----------------|
|-------|-----------|----------------|-------------------|----------------|---------------------|------|-----------------|


Project Packs - 5 Distinct Sizes on One Pallet

For patio, outdoor living, large pedestrian space, and use around swimming pools.

| | | | | | | | | |
|---|---------------|------|------|----------|--------|--|---------|---------------|
|  | 22.05 x 33.27 | } 22 | } 12 | } 163.87 | } 2134 | | Natural | Golden Sunset |
| | 22.05 x 22.05 | | | | | | Natural | Drift Wood |
| | 16.42 x 22.05 | | | | | | Natural | Highland |
| | 10.83 x 22.05 | | | | | | Sawn | Carmel |
| | 10.83 x 10.83 | | | | | | | |
| Sold in full pallet quantities. | | | | | | | | |

Project Packs - 4 Distinct Sizes on One Pallet

Ideal for patio, outdoor living, large pedestrian space, and use around swimming pools.

| | | | | | | | | |
|--|---------------|------|------|----------|--------|--|------|-----------|
|  | 22.05 x 33.27 | } 30 | } 10 | } 125.89 | } 2013 | | Sawn | Beachside |
| | 22.05 x 22.05 | | | | | | | |
| | 10.83 x 22.05 | | | | | | | |
| | 10.83 x 10.83 | | | | | | | |
| Sold in full pallet quantities. | | | | | | | | |


Steps & Coping

For use as stair treads, wall coping and pool coping. Sold by the piece or by the pallet.

| | | | | | | | |
|---|---------------|----|----|------|------|----------|---------------------------|
|  | 13.78 x 39.37 | 50 | 20 | 65.5 | 2161 | Bullnose | Carmel Calypso Noir |
|---|---------------|----|----|------|------|----------|---------------------------|

Step Pack

Three piece bullnose pack. 1 center plus 2 end quadrants. Provides a finished step effect. Sold by the pack or by the pallet.

| | | | | | | | |
|---|--|----|----|------|------|----------|---------------------------|
|  | [(1) 13.78 x 39.37] [(2) 13.78 x 13.78] | 50 | 10 | 41.3 | 1984 | Bullnose | Carmel Calypso Noir |
|---|--|----|----|------|------|----------|---------------------------|

All measurements and weights are approximate and subject to change without notice.

ORCO NATURAL STONE

Special Order

- Wide Variety of Sizes and Thicknesses
- Natural Edge Steps/Coping
- Radius Shapes
- Antique Finish
- Flamed Finish
- Honed Finish

Installation Guide

For best practices, please refer to the ORCO Natural Stone Installation Guide available at orco.com.

Why Consider ORCO Natural Stone?

Premium Cut Stone

- Exceptionally beautiful colors and veining with a wide variety of texture, edge, and finish options, plus matching steps & coping.
- Precisely cut and calibrated – With a plus or minus 2 mm variance, it's easy to install in a wider variety of applications...including pedestal mounts.
- Sourced from India, our sandstone and quartzite are significantly older and denser than typical sandstones.
- Low water absorption – Less porous than other sandstones, which helps limit organic growth, minimizes delamination, and provides excellent performance in freeze / thaw environments.
- High flexural strength – Documented lab tests prove high flexural capabilities, which are critical in applications like decking, pedestals, etc.

Stone Cleaners and Sealers

ORCO supports our natural stone product line with cleaners and sealers designed for this specific stone. United Stonecare cleaners and sealers have a long history of protecting this high-end quality stone in applications throughout the world. These products are unique and certainly not the same as readily available DIY products, which can create more problems – rather than solve them.

For more information, visit unitedstonecare.com. While on this site, check the box for ORCO and you will see cleaning and sealing recommendations for each type of ORCO Natural Stone. In addition, United Stonecare offers customized support that allows users to upload photos of any problem they may encounter and receive back site specific recommendations direct from United Stonecare experts.

MORTARLESS WALLS

| Name | Approx Size (in) H x L x D | Batter (setback) | Block / Pallet | | Coverage (sq ft) | | | Weight / Pallet (lbs) | | Standard Colors |
|------|-------------------------------|---------------------|----------------|------|------------------|------|-------|-----------------------|------|-----------------|
| | | | Full | Half | Full | Half | Piece | Full | Half | |

AB Standards

| | | | | | | | | | | |
|----------|----------------------|----|----|-----|------|-----|-----|------|-----|---------------------|
| AB Rocks | 7.63 x 17.63 x 11.75 | 6° | 40 | n/a | 37.2 | n/a | .93 | 3050 | n/a | Natural Gray Tan |
|----------|----------------------|----|----|-----|------|-----|-----|------|-----|---------------------|

Radius - rounded face; **Split Face** - hard split

| | | | | | | | | | | |
|------------|----------------------|-----|----|-----|------|-----|-----|------|-----|----------------------------------|
| AB Stones | 7.63 x 17.63 x 11.75 | 12° | 40 | n/a | 37.2 | n/a | .93 | 3050 | n/a | Natural Gray Tan |
| AB Classic | 7.63 x 17.63 x 11.75 | 6° | 40 | n/a | 37.2 | n/a | .93 | 3050 | n/a | Natural Gray, Tan, Variegated |

Bevel - chamfered edges frame each block creating depth; **Split Face** - hard split

ORCO Standards - LGR = Landscape, Garden, Retaining

| | | | | | | | | | | |
|-----------|---------------|----|----|-----|------|-----|------|------|-----|--|
| LGR6 Wall | 6 x 16 x 10.5 | 6° | 60 | n/a | 40.0 | n/a | .666 | 3350 | n/a | Natural Gray, Tan, Otay Brown, Charcoal |
|-----------|---------------|----|----|-----|------|-----|------|------|-----|--|

Chevron - slightly pointed; **Split Face** - hard split

| | | | | | | | | | | |
|----------|-------------------|-----|----|-----|---------|-----|---------|------|-----|--|
| LGR6 Cap | 3 x 16/12 x 11.25 | n/a | 72 | n/a | 83.5 LF | n/a | 1.16 LF | 2714 | n/a | Natural Gray, Tan, Otay Brown, Charcoal |
|----------|-------------------|-----|----|-----|---------|-----|---------|------|-----|--|

Cut - 90° edges and flat face; **Split Face** - hard split

Specialty Wall Block - Special Order Only. Contact ORCO for Pricing and Availability. Mold Charges Apply.

| | | | | | | | | | | |
|-------------|----------------------|----|----|-----|------|-----|-----|------|-----|---------------------|
| AB Vertical | 7.63 x 17.63 x 11.75 | 3° | 40 | n/a | 37.2 | n/a | .93 | 3050 | n/a | Natural Gray Tan |
|-------------|----------------------|----|----|-----|------|-----|-----|------|-----|---------------------|

Bevel - chamfered edges frame each block creating depth; **Split Face** - hard split

Critical Design and Construction Considerations


- Mortarless Wall products may require special installation, including soil testing and engineering based on height, site conditions and/or local ordinances. ORCO assumes no liability for improperly built walls.
- For reinforced segmental retaining walls (SRWs) applications, ORCO strongly encourages following the National Concrete Masonry Association's (NCMA's) **Segmental Retaining Walls Best Practices Guide for the Specification, Design, Construction, and Inspection of SRW Systems**, which is available at no charge from ncma.org.
- On smaller projects, when there is no site engineer, refer to NCMA's **Design Manual for Segmental Retaining Walls** and other industry resources — like Allan Block.
- The use of geogrid reinforcement is strongly recommended on retaining walls. Consult your local engineer prior to design for applicability to your project.
- Allan Block and ORCO walls have height limitations. Contact your ORCO sales representative for literature from the appropriate licensor regarding wall design and construction details.
- ORCO manufactures mortarless wall block - aka Segmental Retaining Wall (SRW) block - to meet or exceed the standards stated in the latest edition of ASTM C1372, **Standard Specification for Dry-Cast Segmental Retaining Wall Units**. Excludes cap/capstone and Multi Stone.

All measurements and weights are approximate and subject to change without notice.


ORCO PORCELAIN PAVING

| Shape | Size (in) | Thickness (mm) | Quantity / Pallet | Sq Ft / Pallet | Weight/ Pallet (lb) | Edge | Color / Texture |
|-------|-----------|----------------|-------------------|----------------|---------------------|------|-----------------|
|-------|-----------|----------------|-------------------|----------------|---------------------|------|-----------------|

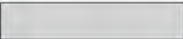
Climb

| | | | | | | | |
|---|---------------|----|---------------------------------------|--------|------|---------|-------------|
|  | 31.50 x 31.50 | 20 | 26 Sold in full pallet quantities. | 179.11 | 1753 | Natural | Alta HCL205 |
|---|---------------|----|---------------------------------------|--------|------|---------|-------------|


Boutique

| | | | | | | | |
|---|---------------|----|---------------------------------------|--------|------|---------|----------------------------------|
|  | 23.62 x 35.43 | 20 | 50 Sold in full pallet quantities. | 290.63 | 2778 | Natural | Erica HBO205 Antracite HBO208 |
|---|---------------|----|---------------------------------------|--------|------|---------|----------------------------------|


Dolomiti

| | | | | | | | |
|---|---------------|----|---------------------------------------|-----|------|---------|---------------------------------|
|  | 15.75 x 47.24 | 20 | 54 Sold in full pallet quantities. | 279 | 2606 | Natural | Castano HDL201 Neutro HDL205 |
|---|---------------|----|---------------------------------------|-----|------|---------|---------------------------------|


Quartz

| | | | | | | | |
|--|---------------|----|---------------------------------------|--------|------|---------|-------------|
|  | 23.62 x 35.43 | 20 | 50 Sold in full pallet quantities. | 290.63 | 2778 | Natural | Mica HQZ205 |
|--|---------------|----|---------------------------------------|--------|------|---------|-------------|

Dogma

| | | | | | | | |
|---|---------------|----|---------------------------------------|-------|------|---------|--------------|
|  | 23.62 x 47.24 | 20 | 26 Sold in full pallet quantities. | 201.5 | 1936 | Natural | Crema HDG215 |
|---|---------------|----|---------------------------------------|-------|------|---------|--------------|

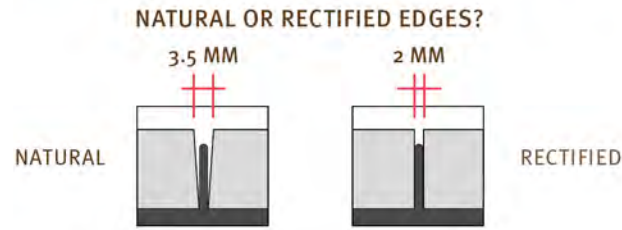
Soul

| | | | | | | | |
|---|---------------|----|---------------------------------------|-----|------|---------|---------------|
|  | 23.62 x 23.62 | 20 | 64 Sold in full pallet quantities. | 248 | 2315 | Natural | Marfil HSU201 |
|---|---------------|----|---------------------------------------|-----|------|---------|---------------|

Solar Reflective Index

| Color | Finish | SRI Value | Solar Reflectance |
|-------|-----------|-----------|-------------------|
| Mica | Porcelain | 47 | 41.90% |
| Alta | Porcelain | 44 | 39.60% |
| Erica | Porcelain | 43 | 38.40% |

ORCO PORCELAIN PAVING



Natural Edge porcelain pavers are designed for outdoor spaces, allowing for easier installation of grout and polymeric sand in mortar set applications. Keep in mind, common outdoor applications feature pavers separated by grass and larger aggregates. These applications are perfect for a Natural Edge.

So when is a Rectified Edge a better choice? Pedestal installations, where crisp edges are critical to spacer performance. Rectified Edges are available for most ORCO porcelain products on a special order basis. Please contact your ORCO representative for availability.

TESTING

| COLLECTION NAME | MANUFACTURING SPECIFICATION | CHEMICAL RESISTANCE ASTM C650 / 1378 | FROST RESISTANCE ISO 10545.12 | WATER ABSORPTION ASTM 373 | SLIP RESISTANCE WET ANSI A137.1-2017 |
|-----------------|-----------------------------|---|----------------------------------|------------------------------|---|
| CLIMB | ANSI A137.1-2017 | Grade A / Grade A | Resistant | Impervious | ≥ 0.42 |
| BOUTIQUE | ANSI A137.1-2017 | Grade A / Grade A | Resistant | Impervious | ≥ 0.42 |
| DOLOMITI | ANSI A137.1-2017 | Grade A / Grade A | Resistant | Impervious | ≥ 0.42 |
| QUARTZ | ANSI A137.1-2017 | Grade A / Grade A | Resistant | Impervious | ≥ 0.42 |
| DOGMA | ANSI A137.1-2017 | Grade A / Grade A | Resistant | Impervious | ≥ 0.42 |
| SOUL | ANSI A137.1-2017 | Grade A / Grade A | Resistant | Impervious | ≥ 0.42 |

Special Order

The products highlighted in this specifier guide cover just a small portion of Del Conca's Italian porcelain product line. On a special order basis, ORCO has available many other size, color, texture, and finish options, including 1cm thick product to match indoor with outdoor décor.

Installation Guide

For best practices, please refer to the ORCO Porcelain Installation Guide available at orco.com.

Porcelain Standards

ORCO porcelain paving products are manufactured by Del Conca to satisfy requirements of ANSI A137.1-2017 *American National Standard Specifications for Ceramic Tile*. Installation methods are based on recommendations from Tile Council of North America (TCNA) and ANSI/CTI A108.1 *Installation of Ceramic Tile – Wet Set or Dry Set Methods*.

ORCO BLENDED PRODUCTS (OBP)

For over 20 years, ORCO Blended Products has been an industry leader in bonding mortars, water repellency, and efflorescence control. We offer a complete line of hardscape and masonry mortars, providing good, better, best performance options to match with your specific project requirements. Raw materials, polymers, and other additives are carefully selected and field tested to ensure excellent workability, bonding strength, non-sag performance, and low shrinkage. Products are tested according to applicable ASTM and ANSI standards. Our most popular products include:

Bonding Mortars:

Medium / Thick Bed

VBM (Veneer Bonding Mortar): A versatile bonding mortar. The bond strength is typically stronger than the substrate. Less water repellency than polymer modified VBMs.

VBM- Poly LFT (Large Format Tile): Developed specifically for large format tile, stone, masonry veneer, and paver applications. Water retention and tack performance is between thick and thin beds.

VBM- Poly 300: The most frequent choice for medium and thick bed applications. Higher polymer content provides greater water repellency, impact resistance, and flexural bond.

VBM- Poly 500: Recommended for the most demanding projects, including paver applications with vehicular requirements. Highest polymer content.

Thin Bed

VBM- Thin Set: A good performer. The bond strength is typically stronger than the substrate. Less water repellency than polymer modified VBMs.

VBM- Poly Thin Set: An economic alternative to thin brick. Better water repellency and efflorescence control.

VBM- Poly Thin Brick: For thin brick, tile, and thin masonry veneers. Greater water repellency and flexural bond.

VBM- Bonder: The best. Highest polymer content. Ideal for large masonry veneers and pavers in heavy duty environments. Exceptional non-sag performance and highest bond strengths.

Waterproofing / Damp Proofing:

Poly Waterstop: Cement-based poly modified damp proof coating. Chemically bonds to concrete substrates. Mix with water or substitute R-FlexAd to provide additional flex and water resistance properties.

R-Lastic: An organic elastomeric coating that can provide waterproofing, flexible bonding adhesive, crack isolation membrane, and air barrier coating. VBM Poly mortars bond to R-Lastic.

R-FlexAd: Used as a replacement for water, R-FlexAd turns VBM- Bonder and Poly Waterstop into a flexible damp proof elastomeric coating. Not recommended for Joint Grout usage because it changes the grout color.

Masonry Mortars:

Type S & M Mortars: Broad spectrum of colors and excellent workability.

Type S Integral Water Repellent (IWR): Adds IWR for use with ORCO IWR concrete masonry units.

Type S & M MAC Mortar: Adds water repellency and efflorescence inhibitors.

Type S & M MAC Plus: (see Joint Grouts / Pointing Mortars)

Type S MAC Plus Premium: (see Joint Grouts / Pointing Mortars)

Type S MAC HAB: High absorption brick mortar

ORCO BLENDED PRODUCTS (OBP)

Joint Grouts / Pointing Mortars:

Wide Joints (1/4" – 3")

MAC Mortar: High quality, masonry mortar (coarser masonry sand). Recommended for most veneers and pavers with pedestrian or light vehicular applications.

MAC Plus: Provides all the benefits of MAC Mortar plus greater efflorescence control and water repellency - better stain resistance and color protection. Like all MAC mortars, MAC Plus has coarser masonry sand.

MAC Plus Premium: For the most demanding applications. All the benefits of MAC Mortar and MAC Plus, plus added flexural bond strength, less shrinkage, and better water repellency and efflorescence control.

Narrow Joints (1/8" – 5/8")

VP Joint Grout: Finer silica sand. Provides excellent strength, low shrinkage and stain resistance. Polymer modified.

VP Joint Premium Grout: Same silica sand, but with more polymers than VP Joint Grout. Greater flexural strength and stain resistance. Provides the best water repellency and efflorescence inhibitors.

R-AcrylicAd: Acrylic additive for heavy duty applications. Increases flexural properties and stain resistance in grout. Recommended for paver applications.

Base Mortars:

Deck Mud

4:1 / 3:1 / 2:1 Options: Cement and sand dry pack mortar. Good mortar bed for VBM Bonding Mortars.

Deck Mud Plus: Better. Thick leveling bed for paver installations. High compressive strength, water repellency, and efflorescence inhibitors.

Poly Deck Mud: Best. Recommended for the most demanding applications. The polymers added provide greater flexural strength and impact resistance. Best water repellency and efflorescence control. A high strength leveling mortar bed for VBM bonding systems and setting bed for pavers in vehicular applications.

Plaster / Stucco

Scratch & Brown:

MAC Scratch & Brown (w/ fiber): High quality cement plaster base for VBM bonding systems and color texture coats. Stronger than plastic cement mortars mixed on a job site. Less cracking and great efflorescence control.

MAC Plus Scratch & Brown (w/ fiber): Adds water repellency along with less shrinkage and more efflorescence inhibitors.

MAC Premium Scratch & Brown (w/ fiber): Polymer modified for even better performance.

Poly Foam 2000: Adhesive and base coat for architectural EPS foam shapes.

For additional products, brochures, and cut sheets, please contact your ORCO sales rep or visit orco.com.

OUTDOOR FIREPLACE KITS

Modular Outdoor Fireplace Kits:

Outdoor use only. Includes base plate, side walls, back wall, lintel, smoke dome, dome top, 2' masonry chimney, refractory mortar, rebar, shims, and installation guide. Additional required items include: 3000 PSI grout (2-90 lb. sacks), firebrick, spark arrestor, veneer, etc.

| Shape | Model | Fireplace Kit Description | Weight |
|---|----------|---|--------|
|  | OFS75 | Finished Opening 72" W X 30" H | 2590 |
|  | OFS63 | Finished Opening 60" W X 30" H | 2440 |
|  | OFS49 | Finished Opening 46" W X 30" H | 1963 |
|  | OFS44 | Finished Opening 41" W X 30" H | 1851 |
|  | OFS39 | Finished Opening 36" W X 30" H | 1708 |
|  | OFS33 | Finished Opening 30" W X 30" H | 1416 |
|  | OFS43-ST | See Thru - Finished Opening 40" W x 30" H | 1867 |
|  | OFS33-SF | Smart Fire - Finished Opening 30" W X 30" H | 985 |

**CONSULT BURNTech INSTALLATION GUIDES & MANUALS FOR PROPER INSTALLATION.
VISIT BURNTech.COM TO DOWNLOAD THESE CRITICAL REFERENCE MATERIALS.**

OUTDOOR FIREPLACE KITS

Modular Outdoor Vent Free Fireplace Kits:

Includes base plate, side walls, back wall, lintel, vent free top, refractory mortar, rebar, shims, and installation guide. Additional required items include 3000 PSI grout (2-90lb sacks), firebrick, veneer, approved vent free log set, etc.

| Shape | Model | Fireplace Kit Description | Weight |
|---|----------|---|--------|
|  | VFS75 | Finished Opening 72" W X 30" H | 1775 |
|  | VFS63 | Finished Opening 60" W X 30" H | 1565 |
|  | VFS49 | Finished Opening 46" W X 30" H | 1537 |
|  | VFS44 | Finished Opening 41" W X 30" H | 1426 |
|  | VFS39 | Finished Opening 36" W X 30" H | 1313 |
|  | VFS33 | Finished Opening 30" W X 30" H | 1565 |
|  | VFS43-ST | See Thru Kit - Finished Opening 40" W X 30" H | 1401 |

Outdoor Pizza Oven Kits:

For wood-only operation. Free standing.

| | | | |
|---|----------|---|-----|
|  | OPO-18 | Outdoor Wood Burning Pizza Oven (Includes 16" Masonry Chimney, 50 lb Fireplace Mortar Bucket, and Split Brick Cooking Surface. 18" Door Not Included) Outer: 28" W x 42.125" H x 48" L Inner: 14.75" W x 42" L | 625 |
|  | OPO-18WS | Wood Storage Cabinet & Oven Support Platform - For OPO-18 Only (Includes side walls, rear walls, rebar, and steel T-bar) Raises oven height 32". 28" W x 48" L Platform. | 588 |
| | OPO-18DR | 18" Outdoor Pizza Oven Door for Use with OPO-18 | 18 |

All measurements and weights are approximate and subject to change without notice.

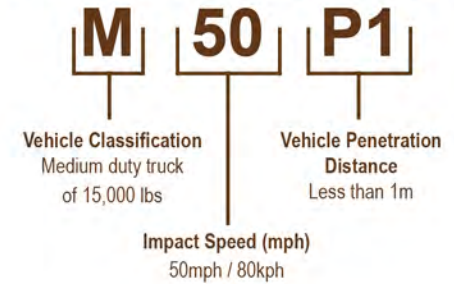
PROTECTIVE FURNITURE

Highly engineered and tailored to the specific location. Bollard mounting depths range from 30" to as shallow as 2" in for Ultra Shallow Mount configurations.

Per ASTM F2656 / F2656M - 20, *Standard Test Standard Test Method for Crash Testing of Vehicle Security Barriers*

| Rating | Weight @ Speed | P1 |
|--------|--------------------|---------------------------------------|
| M30 | 15,000 lbs @ 30mph | P3 23.1ft to 98.4ft (7m to 30m) |
| M40 | 15,000 lbs @ 40mph | P2 3.3ft to 23.1ft (1m to 7m) |
| M50 | 15,000 lbs @ 50mph | P1 < 3.3ft (1m) |

Performance Rating Example:



Reinforced Concrete Cage
(30" deep)



Ultra Shallow 50
(2" deep)







ORCO.COM

ORCO PAVINGSTONES
4545 RUTILE STREET
RIVERSIDE • CALIFORNIA 92509
OFFICE: 951.685.8498
EMAIL: INFO@ORCO.COM

ORANGE / LOS ANGELES

11100 BEACH BOULEVARD
STANTON • CA 90680
OFFICE: 714.527.2239

INLAND EMPIRE

4510 RUTILE STREET
RIVERSIDE • CA 92509
OFFICE: 951.685.1521

COACHELLA / IMPERIAL

35-240 DILLON ROAD
INDIO • CA 92201
OFFICE: 760.347.4000

SAN DIEGO

3501 OCEANSIDE BOULEVARD
OCEANSIDE • CA 92056
OFFICE: 760.757.1780